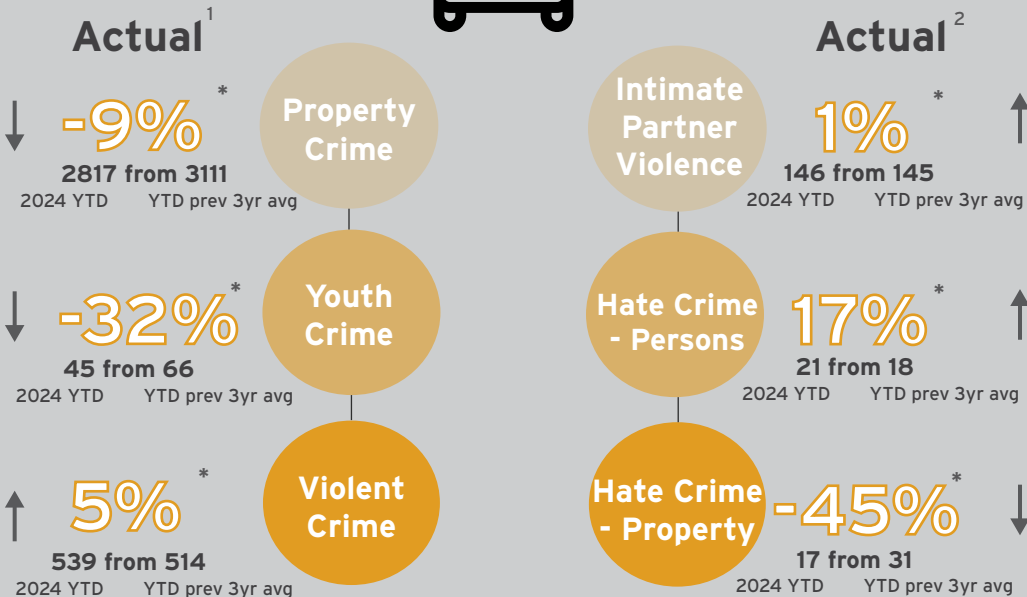


# Community Safety & Well-Being Plan

KEY PERFORMANCE INDICATORS (KPIs)  
2024 - QUARTER 4

## Crime



\* **Goal:** downward trend

\*<sup>1,2</sup> Actual is calculated by comparing the YTD average for the previous 3 years with the YTD average for the current year.

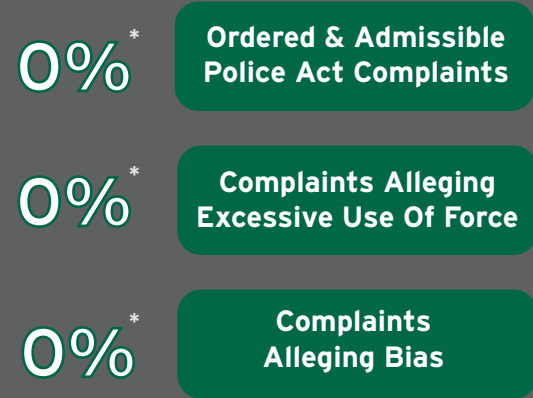
### Crime Severity Index (CSI)

The CSI is a measurement of crime based on the amount and seriousness of the offences reported to the police. A low CSI rate is indicative of a relatively safe community. Index scores are compared to a baseline of 100, which is calculated using historical data. The CSI is a method to compare crime consistently across jurisdictions.

**Goal:** lower than provincial and national CSI



### Actual



### Goal



\* of all documented interactions

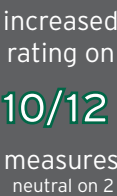
## Police Legitimacy



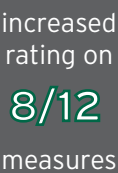
### COMMUNITY SURVEY

Every three years, the DPD conducts a community survey, where respondents are asked questions about the importance and performance of 12 key police services/ measures.

### Actual



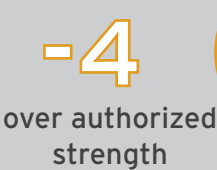
### Goal



## Efficiency



### Actual



**Actual Strength**

### Goal



\*<sup>1</sup> The DPD strives to be staffed at least 5 over authorized strength to ensure that the DPD can continue providing policing services to the community and accounts for police officers who may be on long-term leave (maternity, sickness, injury, personal etc.). This over strength is managed within approved budget and efficiencies.

### Actual



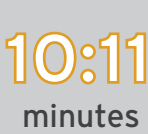
**Hospital Admissions**

### Goal



\*<sup>2</sup> for those transported due to mental health

### Actual



**Priority 1 Response Time**

### Goal



\*<sup>3</sup> from the time a call is received and officer is on scene



## Community Safety & Well-Being

### Actual



**Proactive Time - DARS**

### Goal



### Actual



**Community Outreach Time**

### Goal



### Actual<sup>3</sup>



**Collisions - All**

### Goal

downward trend

### Actual<sup>4</sup>



**Collisions - Fatal**

### Goal



\*<sup>3</sup> Actual is calculated by comparing the YTD average for the previous 3 years with the YTD average for the current year.

\*<sup>4</sup> From January to YTD



**Delta POLICE**